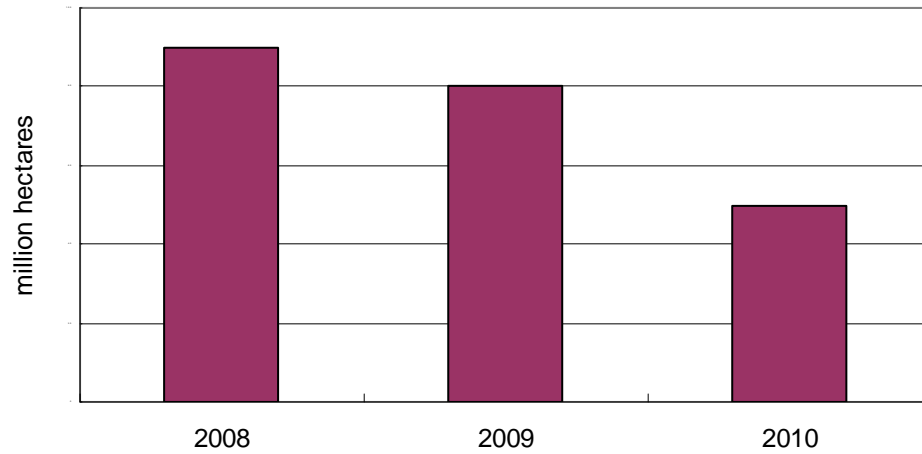


Note: Key data/information in this sample page is hidden, while in the report it is not.

1 Overview of rice insecticides in China

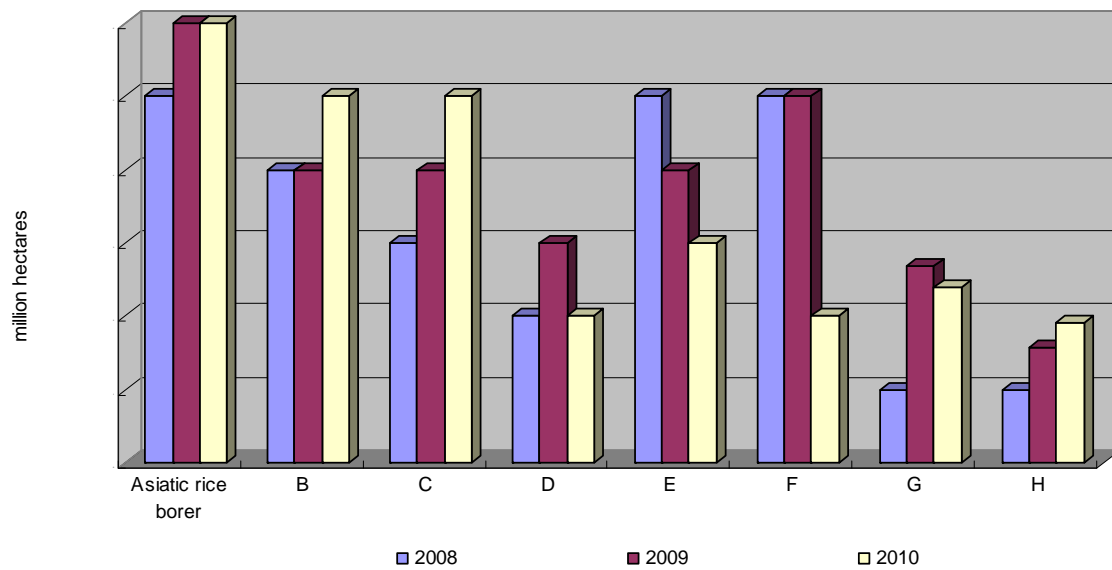
.....

Figure 1-1 Prevention area of pests on rice in China, 2008-2010



Source: CCM International

Figure 1-2 Prevention area of main pests on rice in China, 2008-2010



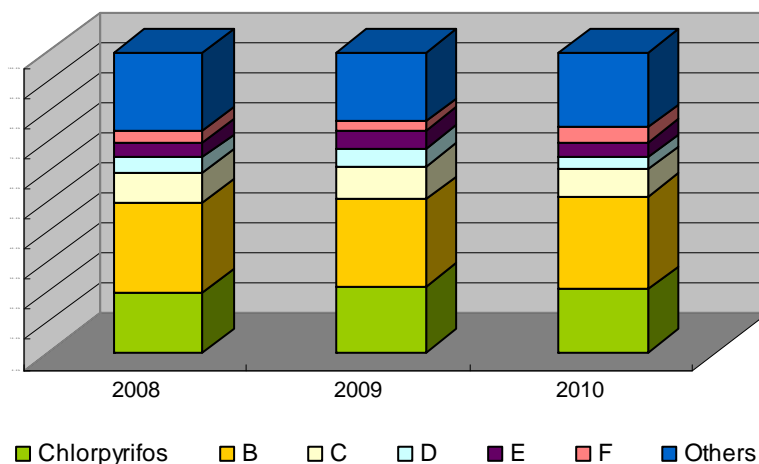
Source: CCM International

2 Market of rice insecticides in China

2.1.3 - Share of key products, 2008-2010

.....

Figure 2.1.3-1 Market share of key rice insecticides in China by volume, 2008-2010



Source: CCM International

2.2 Situation of key products

2.2.2 Chlorpyrifos

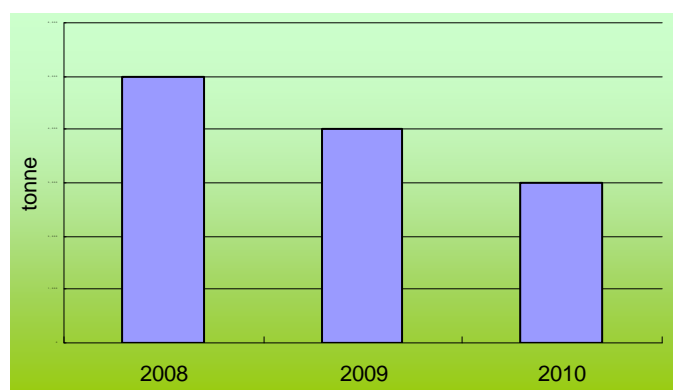
- Consumption situation in rice, 2008-2010

Table 2.2.2-4 Demand situation of major chlorpyrifos formulations (volume and value) in China, 2008-2010

Year	Market volume, tonne				Market value, million USD			
	40% EC	480g/L EC	Others	Total	40% EC	480g/L EC	Others	Total
2008	■	■	■	■	■	■	■	■
2009	■	■	■	■	■	■	■	■
2010	■	■	■	■	■	■	■	■

Source: CCM International

Figure 2.2.2-3 Consumption situation of chlorpyrifos (calculated by AI) on rice in China, 2008-2010



Source: CCM International